

Accessories for the ComfortLine2



Lamp



Handle



Luggage rack



Console table



Infusion pole



Patient table



Cover leg segment



Velo



USB port



Paper roll holder

Technical data

Dimensions

Width incl. armrests	90 cm
Width seat segment	58 cm
Total length	203 – 230 cm
Armrests	52 x 15,5 cm
Total weight	101 kg

Adjustments

Back segment angle	75° – 0°
Seat segment angle	30° – 5°
Leg segment angle	5° – 30°
Footrest, electrical	28 cm
Height adjustment	54 – 80 cm

Electrical specifications

Power supply / voltage	100 – 240 Volt 50/60 Hz
Protection class	II
Protection category	IPX 4
Motors	5
Operating voltage of accu (optional)	25,2 Volt
Capacity of accu (optional)	1800 mAh

Safety

Safe maximum load	240 kg
-------------------	--------

The illustrated chair shows optional features, which are not included in the standard version. The chairs' standard design is unicolor Chrom grey.

Offering the best for your patient



 ComfortLine²



Bionic Medizintechnik GmbH ... a JMS-corporation · Max-Planck-Straße 21 · D-61381 Friedrichsdorf/Germany
Telefon: +49(0)6172-75760 · Fax: +49(0)6172-757610 · info@bionic-jms.com · www.bionic-jms.com

Contact Chief Medical Supplies at
www.chiefmedical.com for more information

Right for technical modifications reserved
B-MOBCL2E01



ComfortLine2 – a new dimension of safety, design and comfort



The upright position for entry and exit is activated with one preprogrammed button.



The armrest can be adjusted to the desired position and even turned completely with one lever.



For optimum relaxation the ComfortLine2 offers individual adjustment of all segments.




The extra wide foot pedal activates the shock position, allowing the medical team hands-free operation.

The ComfortLine2 combines the latest standards in hygiene with the experience and well known technical properties. Smooth and compact surfaces make cleaning easy, compliment the design and underline the high quality standards. The excellent appearance and higher comfort are supported by the sophisticated upholstery technology.

Highly resistant, antibacterial and anti-microbial upholstery materials as well as many unicolor and bi-color designs are available. Please ask for our color chart.

Atoll	Royal	Orchidee	Cyclame
Kirsche	Karneol	Mint	Chrom (Standard)



Rotation of the armrest and lowering the front for the ideal puncturing position is intuitive and simple with the adjustment lever.



Your patient can adjust the height and position of the head pillow easily with one hand only and find the most comfortable position.



The illuminated hand switch is clear and simple. The upright position is available with one button only.



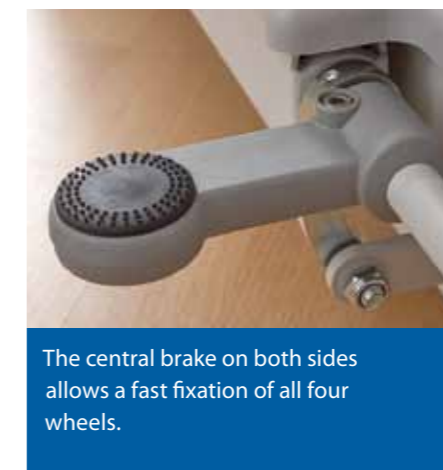
The shock position can be activated hands-free with the extra wide red foot pedal – from both sides.



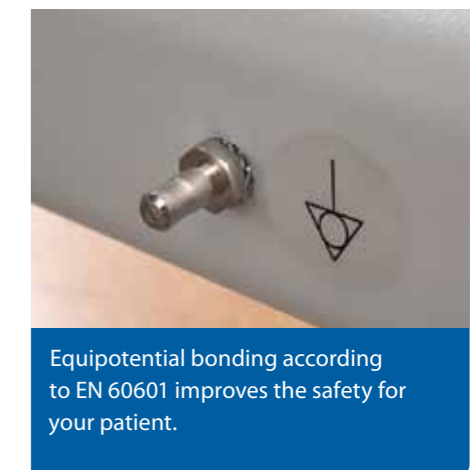
Access to the five motors is located directly underneath the removable upholstery.



The completely closed leg segment with electrically adjustable footrest offers higher hygiene standards.



The central brake on both sides allows a fast fixation of all four wheels.



Equipotential bonding according to EN 60601 improves the safety for your patient.